








SELECTION CRITERIA		ELECTRICAL ACTUATORS	
Type of Valve	Movement	Electrical Actuator	
Globe Valves. Gate Valves. Knife-gate Valves. Diaphragm Valves.	 MULTITURN NON - RISING STEM	Multiturn Electrical Actuators. 400 Series : On-Off duty. 410 Series : Modulating duty. Torque from 15 Nm to 250 Nm. Output Speed from 11 to 224 Rpm.	
Globe Valves. Gate Valves. Knife-gate Valves. Diaphragm Valves.	 MULTITURN RISING STEM	Multiturn Electrical Actuators + Spur / Bevel gearbox 401 Series : On-Off duty. 411 Series : Modulating duty. Torque from 30 to 2000 Nm. Output Speed from 2,7 to 224 Rpm.	
Globe Valves. Gate Valves. Rotary Valves with lever.	 LINEAR	Linear Electrical Actuators. 400+LC Series : On-Off duty. 410+LC Series : Modulating duty. Thrust from 7 to 200 KN. Stroke from 50 to 500 mm.	
Ball Valves. Plug Valves. Butterfly Valves. Dampers & Diverters.	 QUARTER TURN	Multiturn Electrical Actuators + Worm gearbox 400+CW Series : On-Off duty. 410+CW Series : Modulating duty. Torque from 280 to 125.000 Nm. TMS (90°) 6 to 180 Sec.	
Rotary Valves with lever. Dampers & Diverters.	 QUARTER TURN	Multiturn Electrical Actuators + Worm Gear with Output lever. 400+CWL Series : On-Off duty. 410+CWL Series : Modulating duty. Torque from 280 to 64.000 Nm. TMS (90°) 6 to 180 Sec.	
Ball Valves. Plug Valves. Butterfly Valves. Dampers & Diverters.	 QUARTER TURN	Rotary Electrical Actuators. 480 Series : On-Off duty. 490 Series : Modulating duty. Torque from 40 to 700 Nm. TMS (90°) 9 to 66 Sec.	
VALVE CONTROL		N° : E1400B000	Issued: 06.02

Subject to change without notice. Previous data sheets invalid with the issue of the latest data sheets.