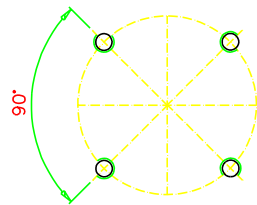
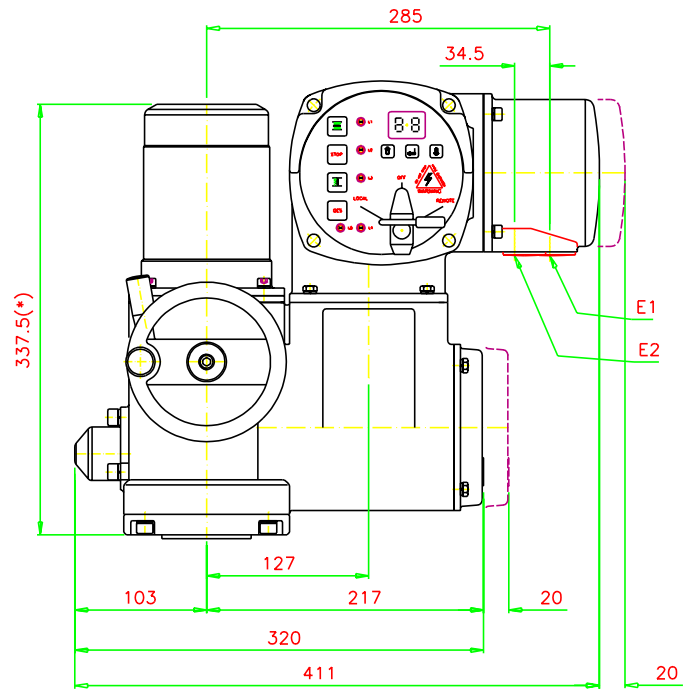
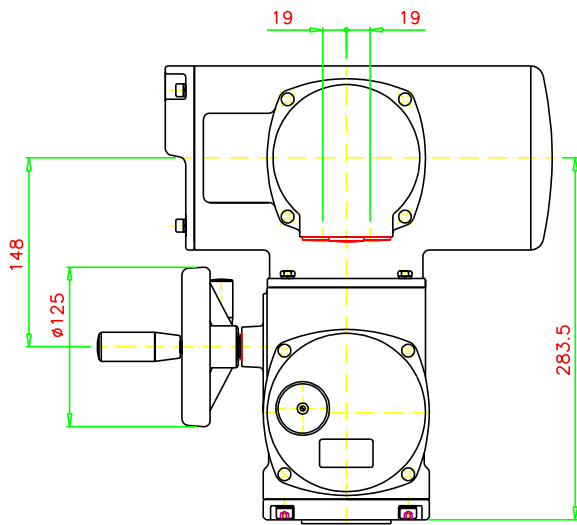


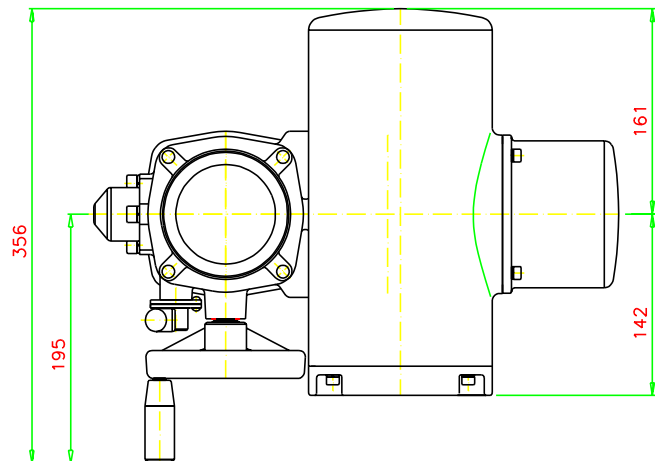
DIMENSIONS

**402-001 // 414-001
402-003 // 414-003
402-006 // 414-006**

**402
414 SERIES**



4xM10
Ø102
Output F10
ISO 5210



Cables entries:

- Standard configuration
E1: Pg 16
E2,E3: Pg 21
- Option NPT:
E1: ½" NPT
E2,E3: ¾" NPT
- Option metric:
E1: M20x1,5
E2,E3: M25x1,5

Dimensions in mm.

(*) Exact dimensions depending on motor required.

Approximate weight : 28,4 (Kg.).

Subject to change without notice. Previous data sheets invalid with the issue of the latest data sheets.

VALVE
CONTROL



N° :

E1402A020

Issued:

06.02